

## Product data sheet

### Characteristics

# XB4BW36M5

Harmony XB4, Illuminated push button, metal, flush, blue, Ø22, spring return, 230...240 V AC, 1 NO + 1 NC



### Main

|                                 |  |
|---------------------------------|--|
| Range of product                | Harmony XB4  |
| Product or component type       | Illuminated push-button  |
| Device short name               | XB4  |
| Bezel material                  | Chromium plated metal  |
| Fixing collar material          | Zamak  |
| Mounting diameter               | 22 mm  |
| Sale per indivisible quantity   | 1  |
| Head type                       | Standard   |
| Shape of signaling unit head    | Round  |
| Type of operator                | spring return  |
| Operator profile                | Blue flush   |
| Operator additional information | With plain lens  |
| Contacts type and composition   | 1 NO + 1 NC  |
| Contact operation               | Slow-break   |
| Connections - terminals         | Screw clamp terminals, $\leq 2 \times 1.5 \text{ mm}^2$ with cable end conforming to EN/IEC 60947-1<br>Screw clamp terminals, $1 \times 0.22 \dots 2 \times 2.5 \text{ mm}^2$ without cable end conforming to EN/IEC 60947-1 |
| Light source                    | Protected LED  |
| Bulb base                       | Integral LED   |
| [Us] rated supply voltage       | 220...240 V AC at 50/60 Hz   |

### Complementary

|                               |                        |
|-------------------------------|------------------------|
| Height                        | 47 mm                  |
| Width                         | 30 mm                  |
| Depth                         | 101 mm                 |
| Terminals description ISO n°1 | (21-22)NC<br>(13-14)NO |

|  |   |
|--|---|
| Net weight   | 0.097 kg  |
| Resistance to high pressure washer                       | 7000000 Pa at 55 °C, distance : 0.1 m   |
| Contacts usage   | Standard contacts   |
| Positive opening   | With conforming to EN/IEC 60947-5-1 appendix K  |
| Operating travel   | 1.5 mm (NC changing electrical state)<br>2.6 mm (NO changing electrical state)<br>4.3 mm (total travel)   |
| Operating force  | 3.5 N NC changing electrical state<br>3.8 N   |
| Mechanical durability                                    | 10000000 cycles   |
| Tightening torque  | 0.8...1.2 N.m conforming to EN 60947-1  |
| Shape of screw head                                      | Cross compatible with Philips no 1 screwdriver<br>Cross compatible with pozidriv No 1 screwdriver<br>Slotted compatible with flat Ø 4 mm screwdriver<br>Slotted compatible with flat Ø 5.5 mm screwdriver   |
| Contacts material  | Silver alloy (Ag/Ni)  |
| Short-circuit protection                                 | 10 A cartridge fuse type gG conforming to EN/IEC 60947-5-1  |
| [I <sub>th</sub> ] conventional free air thermal current | 10 A conforming to EN/IEC 60947-5-1   |
| [U <sub>i</sub> ] rated insulation voltage               | 600 V (pollution degree 3) conforming to EN/IEC 60947-1   |
| [U <sub>imp</sub> ] rated impulse withstand voltage      | EN/IEC 60947-1 6 kV   |
| [I <sub>e</sub> ] rated operational current              | 3 A at 240 V, AC-15, A600 conforming to EN/IEC 60947-5-1<br>6 A at 120 V, AC-15, A600 conforming to EN/IEC 60947-5-1<br>0.1 A at 600 V, DC-13, Q600 conforming to EN/IEC 60947-5-1<br>0.27 A at 250 V, DC-13, Q600 conforming to EN/IEC 60947-5-1<br>0.55 A at 125 V, DC-13, Q600 conforming to EN/IEC 60947-5-1<br>1.2 A at 600 V, AC-15, A600 conforming to EN/IEC 60947-5-1  |
| Electrical durability                                    | 1000000 cycles, AC-15, 2 A at 230 V, operating rate <3600 cyc/h, load factor: 0.5 conforming to EN/IEC 60947-5-1 appendix C<br>1000000 cycles, AC-15, 3 A at 120 V, operating rate <3600 cyc/h, load factor: 0.5 conforming to EN/IEC 60947-5-1 appendix C<br>1000000 cycles, AC-15, 4 A at 24 V, operating rate <3600 cyc/h, load factor: 0.5 conforming to EN/IEC 60947-5-1 appendix C<br>1000000 cycles, DC-13, 0.2 A at 110 V, operating rate <3600 cyc/h, load factor: 0.5 conforming to EN/IEC 60947-5-1 appendix C<br>1000000 cycles, DC-13, 0.5 A at 24 V, operating rate <3600 cyc/h, load factor: 0.5 conforming to EN/IEC 60947-5-1 appendix C |
| Electrical reliability                                   | $\Lambda < 10\exp(-6)$ at 5 V and 1 mA in clean environment conforming to EN/IEC 60947-5-4<br>$\Lambda < 10\exp(-8)$ at 17 V and 5 mA in clean environment conforming to EN/IEC 60947-5-4   |
| Signalling type  | Steady  |
| Current consumption                                      | 14 mA   |
| Service life   | 100000 h at rated voltage and 25 °C   |
| Surge withstand  | 1 kV conforming to IEC 61000-4-5  |
| Supply voltage limits                                    | 195...264 V AC  |
| Device presentation                                      | Complete product  |

## Environment

|                                       |   |
|---------------------------------------|---|
| Protective treatment                  | TH  |
| Ambient air temperature for storage   | -40...70 °C   |
| Ambient air temperature for operation | -40...70 °C   |
| Electrical shock protection class     | Class I conforming to IEC 60536                       |
| IP degree of protection               | IP66 conforming to IEC 60529<br>IP67<br>IP69<br>IP69K |
| NEMA degree of protection             | NEMA 13<br>NEMA 4X                                    |
| IK degree of protection               | IK06 conforming to IEC 50102                          |
| Standards                             | UL 508<br>EN/IEC 60947-1<br>EN/IEC 60947-5-5          |

EN/IEC 60947-5-1  
 CSA C22.2 No 14  
 EN/IEC 60947-5-4  
 JIS C8201-5-1  
 JIS C8201-1

|                                       |  |
|---------------------------------------|--|
| Product certifications                | DNV<br>GL<br>LROS (Lloyds register of shipping)<br>BV<br>CSA<br>UL listed  |
| Vibration resistance                  | 5 gn (f= 2...500 Hz) conforming to IEC 60068-2-6   |
| Shock resistance                      | 30 gn (duration = 18 ms) for half sine wave acceleration conforming to IEC 60068-2-27<br>50 gn (duration = 11 ms) for half sine wave acceleration conforming to IEC 60068-2-27 |
| Resistance to fast transients         | 2 kV conforming to IEC 61000-4-4   |
| Resistance to electromagnetic fields  | 10 V/m conforming to IEC 61000-4-3   |
| Resistance to electrostatic discharge | 6 kV on contact (on metal parts) conforming to IEC 61000-4-2<br>8 kV in free air (in insulating parts) conforming to IEC 61000-4-2   |
| Electromagnetic emission              | Class B conforming to IEC 55011  |

### Packing Units

|                              |           |
|------------------------------|-----------|
| Unit Type of Package 1       | PCE       |
| Number of Units in Package 1 | 1         |
| Package 1 Weight             | 96 g      |
| Package 1 Height             | 3.4 cm    |
| Package 1 width              | 5.4 cm    |
| Package 1 Length             | 8.8 cm    |
| Unit Type of Package 2       | BB1       |
| Number of Units in Package 2 | 5         |
| Package 2 Weight             | 480 g     |
| Package 2 Height             | 3.4 cm    |
| Package 2 width              | 8.8 cm    |
| Package 2 Length             | 26.5 cm   |
| Unit Type of Package 3       | S03       |
| Number of Units in Package 3 | 100       |
| Package 3 Weight             | 10.315 kg |
| Package 3 Height             | 30 cm     |
| Package 3 width              | 30 cm     |
| Package 3 Length             | 40 cm     |

### Offer Sustainability

|                            |   |
|----------------------------|---|
| Sustainable offer status   | Green Premium product   |
| REACH Regulation           | <a href="#">REACH Declaration</a>   |
| REACH free of SVHC         | Yes   |
| EU RoHS Directive          | Pro-active compliance (Product out of EU RoHS legal scope)<br><a href="#">EU RoHS Declaration</a>   |
| Mercury free               | Yes   |
| RoHS exemption information | <a href="#">Yes</a>   |
| China RoHS Regulation      | <a href="#">China RoHS declaration</a>  |
| Environmental Disclosure   | <a href="#">Product Environmental Profile</a>   |
| Circularity Profile        | <a href="#">End of Life Information</a>   |
| WEEE                       | The product must be disposed on European Union markets following specific waste collection and never end up in rubbish bins   |
| California proposition 65  | WARNING: This product can expose you to chemicals including: Lead and lead compounds, which is known to the State of California to cause cancer and birth defects or other reproductive harm. For more information go to <a href="http://www.P65Warnings.ca.gov">www.P65Warnings.ca.gov</a> |

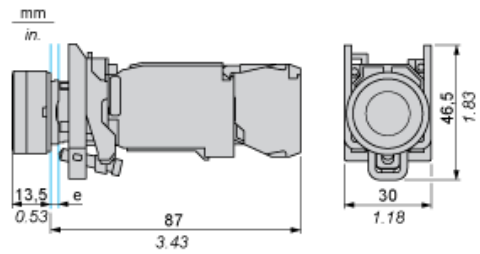
Contractual warranty

---

|          |           |
|----------|-----------|
| Warranty | 18 months |
|----------|-----------|

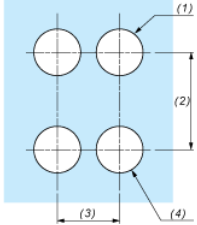
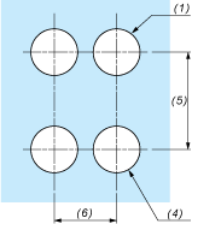
---

Dimensions



e: clamping thickness: 1 to 6 mm / 0.04 to 0.24 in.

Panel Cut-out for Pushbuttons, Switches and Pilot Lights (Finished Holes, Ready for Installation)

| Connection by Screw Clamp Terminals or Plug-in Connectors or on Printed Circuit Board   | Connection by Faston Connectors   |
|---|---|
|    |  |
| <p>(1) Diameter on finished panel or support<br/>           (2) 40 mm min. / 1.57 in. min.<br/>           (3) 30 mm min. / 1.18 in. min.<br/>           (4) <math>\text{Ø } 22.5 \text{ mm} / 0.89 \text{ in. recommended } (\text{Ø } 22.3 \text{ mm }_0^{+0.4} / 0.88 \text{ in. }_0^{+0.016})</math><br/>           (5) 45 mm min. / 1.78 in. min.<br/>           (6) 32 mm min. / 1.26 in. min.</p> |   |