

RXZE2M114M

socket RXZ - mixed contact - 10A - < 250V -
connector - for relay RXM2..., RXM4..



Main

Range of product	Zelio Relay
Product or component type	Socket
Contact terminal arrangement	Mixed
Product compatibility	Plug-in relay RXM (4 C/O) Plug-in relay RXM (2 C/O)
Shape of pin	Flat
Device short name	RXZ
Sale per indivisible quantity	10

Complementary

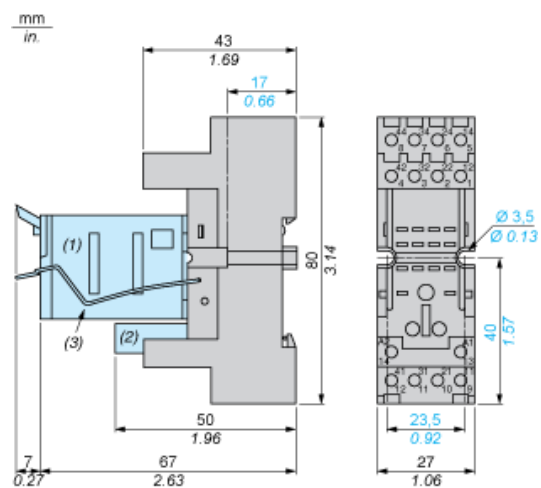
[I _{th}] conventional free air thermal current	10 A
[U _e] rated operational voltage	< 250 V
Tightening torque	<= 1 N.m (M3 screw(s))
Fixing mode	Clip-on 35 mm symmetrical DIN rail By screw panel
Marking	CE
Width	27 mm
Product weight	0.056 kg

Environment

Connections - terminals	Connector, solid cable without cable end 2 x 0.5...2 x 1.5 mm ² /AWG 20...AWG 16 Connector, solid cable without cable end 1 x 0.5...1 x 2.5 mm ² /AWG 20...AWG 14 Connector, flexible cable with cable end 2 x 0.25...2 x 1 mm ² /AWG 22...AWG 17 Connector, flexible cable with cable end 1 x 0.25...1 x 2.5 mm ² /AWG 22...AWG 14
Standards	IEC 61984
Product certifications	CSA UL Lloyd's
Ambient air temperature for storage	-40...85 °C
Ambient air temperature for operation	-40...55 °C
IP degree of protection	IP20 conforming to EN/IEC 60529
Dielectric strength	2500 V

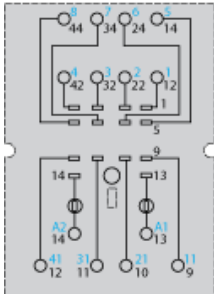
The information provided in this documentation contains general descriptions and/or technical characteristics of the products of the performance of the products contained herein. This documentation is not intended as a substitute for and is not to be used for determining suitability or reliability of these products for specific user applications. It is the duty of any such user or integrator to perform the appropriate and complete risk analysis, evaluation and testing of the products with respect to the relevant specific application or use thereof. Neither Schneider Electric Industries SAS nor any of its affiliates or subsidiaries shall be responsible or liable for misuse of the information contained herein.

Dimensions



- (1) Relays
- (2) Protection module
- (3) Maintaining clamp
- (4) 2 elongated holes $\varnothing 3.5$ mm x 6.5 mm / $\varnothing 0.13$ in. x 0.25 in.

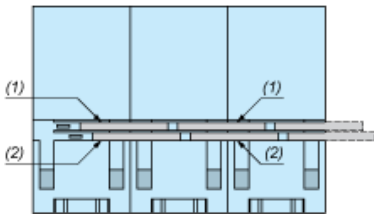
Wiring Diagram



Symbols shown in blue correspond to Nema marking.

Bus Jumpers Mounting on Sockets with Separate Contacts

Example of RXZS2 bus jumper mounting on sockets (view from below)



- (1) 2 bus jumpers (polarity A2)
- (2) 2 bus jumpers (polarity A1)