

LADN31

Auxiliary contact block, TeSys D, 3NO + 1NC,
front mounting, screw clamp terminals



Main

Range	TeSys
Product name	TeSys D
Product or component type	Auxiliary contact block
Device short name	LADN
Range compatibility	TeSys D CAD TeSys D LC1D TeSys F LC1F TeSys F CR1F
Mounting location	Front
Pole contact composition	3 NO + 1 NC
Contacts operation	Instantaneous
[Ue] rated operational voltage	690 V AC 25...400 Hz
[Ie] rated operational current	6 A at 120 V AC-15 1.04 A at 690 V AC-15 0.55 A at 125 V DC-13 0.1 A at 600 V DC-13
[Ui] rated insulation voltage	690 V conforming to IEC 60947-5-1 600 V conforming to UL 60947-5-1 600 V conforming to CSA C22.2 No 60947-5-1
[Ith] conventional free air thermal current	10 A (at 60 °C)
Standards	EN/IEC 60947-5-1 UL 60947-5-1 CSA C22.2 No 60947-5-1 GB/T 14048.5
Product certifications	IECEE CB Scheme UL CSA CCC EAC

Disclaimer: This documentation is not intended as a substitute for and is not to be used for determining suitability or reliability of these products for specific user applications

Complementary

Irms rated making capacity	140 A AC conforming to IEC 60947-5-1 250 A DC conforming to IEC 60947-5-1
Permissible short-time rating	100 A 60 °C 1 s 120 A 60 °C 500 ms 140 A 60 °C 100 ms
Protection type	GG fuse 10 A
Mechanical durability	30 Mcycles
Minimum switching current	5 mA
Minimum switching voltage	17 V
Non-overlap time	1.5 ms on de-energisation no overlap between NC and NO contact 1.5 ms on energisation no overlap between NC and NO contact
Insulation resistance	> 10 MOhm
Connections - terminals	Screw clamp terminals 1 cable(s) 1...2.5 mm ² flexible with cable end Screw clamp terminals 1 cable(s) 1...2.5 mm ² flexible without cable end Screw clamp terminals 2 cable(s) 1...2.5 mm ² flexible with cable end Screw clamp terminals 2 cable(s) 1...2.5 mm ² flexible without cable end Screw clamp terminals 1 cable(s) 1...2.5 mm ² rigid Screw clamp terminals 2 cable(s) 1...2.5 mm ² rigid
Tightening torque	1.7 N.m - with screwdriver flat Ø 6 mm 1.7 N.m - with screwdriver Philips No 2
Height	48 mm
Width	44 mm
Depth	42 mm
Net weight	0.05 kg

Environment

Environmental characteristic	Normal environment
IP degree of protection	IP20 conforming to IEC 60529
Protective treatment	TH conforming to IEC 60068
Ambient air temperature for storage	-60...80 °C
Ambient air temperature for operation	-5...60 °C
Operating altitude	3000 m

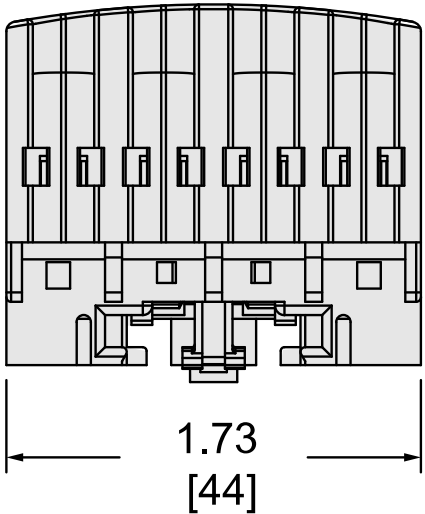
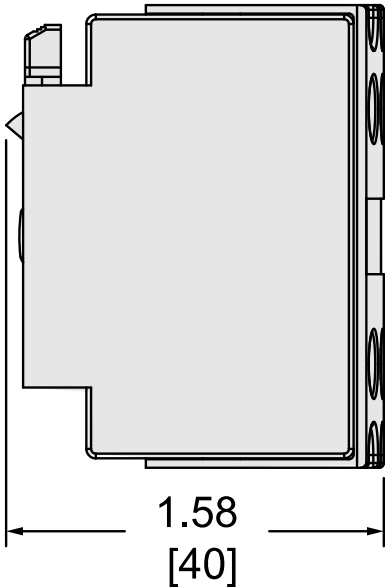
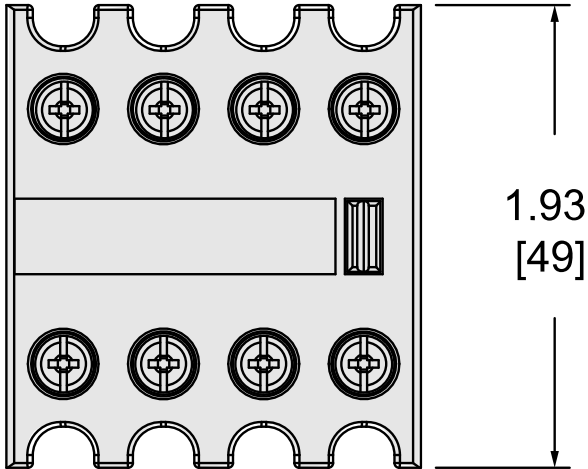
Packing Units

Unit Type of Package 1	PCE
Number of Units in Package 1	1
Package 1 Weight	63 g
Package 1 Height	4.2 cm
Package 1 width	4.8 cm
Package 1 Length	5 cm
Unit Type of Package 2	BB1
Number of Units in Package 2	10
Package 2 Weight	630 g
Package 2 Height	4.8 cm
Package 2 width	8.6 cm
Package 2 Length	26 cm
Unit Type of Package 3	S03
Number of Units in Package 3	160
Package 3 Weight	10.567 kg
Package 3 Height	30 cm
Package 3 width	30 cm
Package 3 Length	40 cm

Offer Sustainability

Sustainable offer status	Green Premium product
REACH Regulation	REACH Declaration
REACH free of SVHC	Yes
EU RoHS Directive	Compliant EU RoHS Declaration
Toxic heavy metal free	Yes
Mercury free	Yes
RoHS exemption information	Yes
China RoHS Regulation	China RoHS declaration Pro-active China RoHS declaration (out of China RoHS legal scope)
Environmental Disclosure	Product Environmental Profile
WEEE	The product must be disposed on European Union markets following specific waste collection and never end up in rubbish bins

Dimensions



in.
[mm]