

FSG2

pressure switch FSG 4.6 bar - adjustable scale 2 thresholds - 2NC

Price* : 23.00 USD



Main

Range of product	OsiSense XM
Pressure sensor type	Electromechanical pressure sensor
Pressure sensor name	FSG
Pressure rating	4.6 bar
Fluid connection type	G 1/4 (female) conforming to ISO 228
Controlled fluid	Fresh water (0...70 °C) Sea water (0...70 °C)
Cable entry	2 cable entries with grommet
Contacts type and composition	2 NC snap action
Product specific application	-
Pressure switch type of operation	Regulation between 2 thresholds
[In] rated current	10 A at 250 V AC conforming to EN 60730-1
Electrical connection	Screw-clamp terminals, clamping capacity: 1 x 1...2 x 2 mm ²
Short-circuit protection	20 A cartridge fuse, type gG
Scale type	Adjustable differential
Setting	Internal
Local display	Without
Electrical circuit type	Power circuit

Complementary

Materials in contact with fluid	Nitrile Nylon 6/6 Zinc plated steel
Enclosure material	PS
Operating position	Any position
Motor power kW	0.75 kW/1 hp at 110 V AC, 1 phase 1.1 kW/1.5 hp at 110 V AC, 3 phases 1.5 kW/2 hp at 230 V AC, 1 phase 1.5 kW/2 hp at 400 V AC, 1 phase 2.2 kW/3 hp at 230 V AC, 3 phases 2.2 kW/3 hp at 400 V AC, 3 phases

* Excluding VAT, FCA Jabal Ali & are subject to change – check with your local distributor.

Adjustable range of switching point on falling pressure	0.3...3.4 bar
Adjustable range of switching point on rising pressure	1.4...4.6 bar
Possible differential minimum at low setting	1 bar
Possible differential minimum at high setting	1.2 bar
Possible differential maximum at low setting	2.1 bar
Possible differential maximum at high setting	2.3 bar
Maximum permissible accidental pressure	8 bar
Maximum permissible pressure - per cycle	5.75 bar
Destruction pressure	20 bar
Pressure actuator	Diaphragm
Electrical durability	100000 cycles, operating rate <10 cyc/mn
Mechanical durability	1000000 cycles
Terminal block type	4 terminals
Possible differential minimum at middle setting	1.1 bar
Possible differential maximum at middle setting	2.2 bar
Maximum operating rate	10 cyc/mn
[Ui] rated insulation voltage	500 V conforming to EN/IEC 60947-1
[Uimp] rated impulse withstand voltage	6 kV EN/IEC 60947-1
Net weight	0.34 kg
Repeat accuracy	2 %
Terminals description ISO n°1	(3-4)NC (1-2)NC
Depth	102 mm
Height	96 mm
Width	72 mm

Environment

Standards	EN/IEC 60730 CE
Ambient air temperature for operation	0...45 °C
Ambient air temperature for storage	-30...80 °C
Protective treatment	TC
Electrical shock protection class	Class I conforming to IEC 536
IP degree of protection	IP20 conforming to EN/IEC 60529

Packing Units

Unit Type of Package 1	PCE
Number of Units in Package 1	1
Package 1 Weight	368 g
Package 1 Height	10.3 cm
Package 1 width	7.3 cm
Package 1 Length	10.5 cm
Unit Type of Package 2	S03
Number of Units in Package 2	25
Package 2 Weight	9.606 kg
Package 2 Height	30 cm

Package 2 width	30 cm
Package 2 Length	40 cm

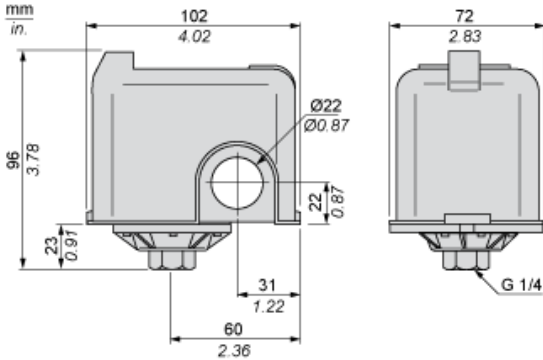
Offer Sustainability

EU RoHS Directive	Compliant EU RoHS Declaration
Mercury free	Yes
RoHS exemption information	Yes
Environmental Disclosure	Product Environmental Profile
Circularity Profile	End of Life Information

Contractual warranty

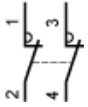
Warranty	18 months
----------	-----------

Dimensions



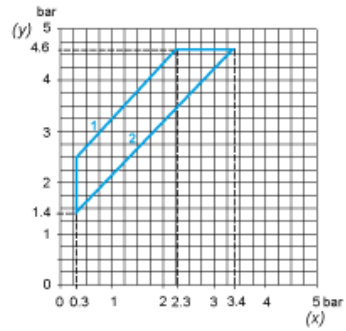
Wiring Diagram

Connections

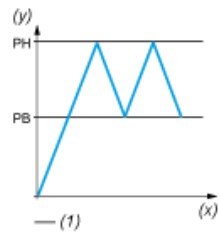


Curves

Operating Curves



- (y) Rising pressure
- (x) Falling pressure
- 1 : Maximum differential
- 2 : Minimum differential



- (y) Pressure
- (x) Time
- (1) Adjustable value